

THE CALVERT CROSSING GUARD



**VEHICLES,
REMAIN STOPPED
UNTIL THE
CROSSING GUARD
IS 100% OFF
THE ROAD!**

**BE SAFE.
BE SMART.
BE KIND.**

★ COLOURING & ACTIVITY BOOK ★

WE KEEP CALVERT CROSSING SAFE!

Our crossing guard helps everyone
get across the street safely.

Let's work together to
stay safe every day!



SAFETY TIPS FOR KIDS

- ♥ STOP at the curb.
- ♥ LOOK left, right, and left again.
- ♥ LISTEN for cars.
- ♥ THINK before you cross.
- ♥ WALK across the street.
- ♥ Use crosswalks.
- ♥ Always follow the crossing guard.

SAFETY TIPS FOR PARENTS

- ♥ Set a good example—follow all traffic rules.
- ♥ Hold young children's hands near the road.
- ♥ Use crosswalks and obey crossing guards.
- ♥ Talk to your child about road safety.
- ♥ Stay off your phone and be alert.

LET'S ANSWER!

1. What should you do first?

- Run across
- Stop at the curb
- Look at your phone

2. How many times should you look?

- Once
- Twice
- Three times



3. Who helps you cross the street safely?

4. True or False? You should always use the crosswalk.

- True False

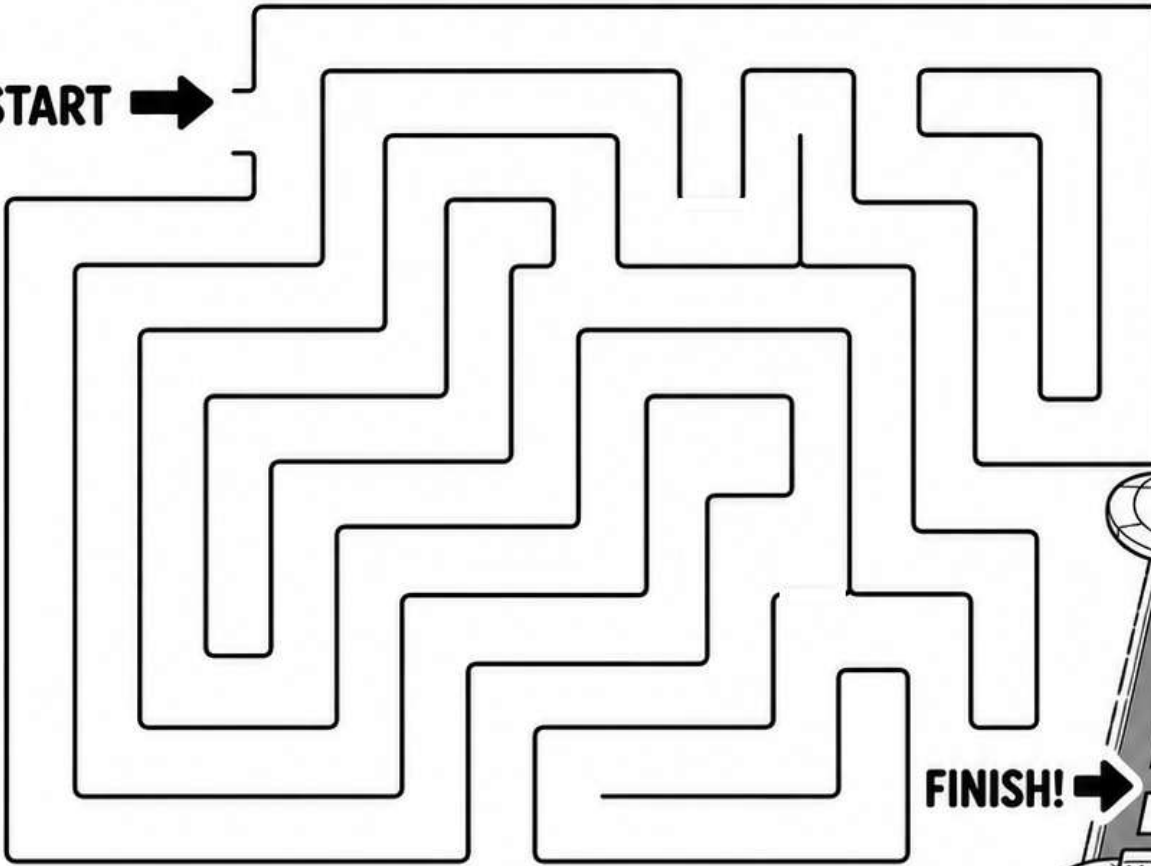


BE A SAFETY SUPERSTAR!

Help the kids safely cross
the street with the
crossing guard!



START →



FINISH! →




You did it! You helped everyone
cross the street safely!



★ BE A SAFETY SUPERSTAR! ★



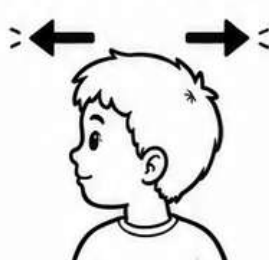
Great job! You helped everyone cross the street safely.
Now, let's review safe crossing rules!



1. COLOUR the safe actions.



Stop at the curb.



Look left, right, then left.




Use the crosswalk.



Walk across the crosswalk.

2. CIRCLE the things that help keep you safe.



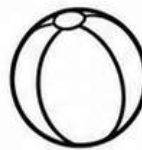
Crosswalk



Traffic light



Seat belt



Ball



Crossing guard



Phone

3. CHECK the correct answer.

What should you do first?

- Walk
- Look
- Run

Where should you cross the street?

- Anywhere
- In the middle
- At the crosswalk

What should you do before you cross?

- Look left, right, then left
- Look down
- Look at your phone

How should you cross the street?

- Run
- Walk
- Ride your bike



You're a safety superstar! Keep making safe choices every day!





★ BE A SAFETY SUPERSTAR! ★

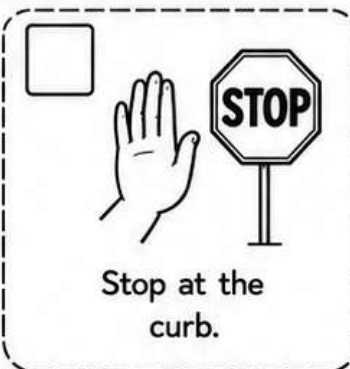



Amazing! You're learning how to cross the street safely.

Let's keep practicing safe choices!



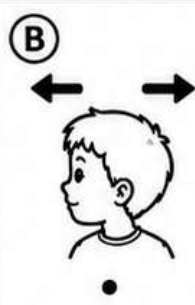



1. NUMBER the steps in the correct order.




2. MATCH the rule to the picture.

1. Stop at the curb. ●
2. Look left, right, then left. ●
3. Use the crosswalk. ●
4. Walk across the crosswalk. ●



3. SPOT the safe choice.

Circle the picture that shows the safe choice.



4. FILL IN THE BLANK.

Use the words in the box to complete the sentences.

walk crosswalk look stop safe

1. _____ at the curb before you cross.
2. _____ left, right, then left.
3. Use the _____ to cross the street.
4. _____ across the crosswalk.
5. Making good choices keeps you _____.



You're a safety superstar! Keep using these rules and help keep everyone safe!



★ BE A SAFETY SUPERSTAR! ★



You did an amazing job learning
how to cross the street safely!

Now it's your turn!

Draw a picture of yourself using
the safe choices you learned.



A large rectangular area with a dashed border, intended for drawing a picture of oneself using safe choices.



You're a safety superstar!
Keep making safe choices every day!




BE A SAFETY SUPERSTAR!

PARENT INFO: DRIVING SAFELY IN A SCHOOL ZONE AND NEAR CROSSWALKS



You play a big role in keeping kids safe. By following these simple tips, you help protect children on their way to and from school.



DRIVE SAFELY IN A SCHOOL ZONE



SLOW DOWN

Obey the posted speed limit. Most school zones have a speed limit of 40 km per hour when children are present.



WATCH FOR CHILDREN

Children can be unpredictable. Look for kids walking, biking, or running—especially near buses, cars, and driveways.



STAY ALERT

Avoid distractions. Put away your phone and focus on the road, especially during school arrival and dismissal times.



FOLLOW PARKING RULES

Do not stop or park in crosswalks, bus loading zones, or "No Parking" areas. It blocks the view for children and other drivers.



BUCKLE UP

Always wear your seatbelt and make sure all passengers do too.

TIPS FOR DROP-OFF & PICK-UP

- Plan ahead and give yourself extra time.
- Use designated drop-off and pick-up areas.
- Pull forward as far as you can in the car line.
- Do not double park or make U-turns.
- Have your child exit or enter on the curb side (right side).
- Remind your child to use crosswalks and look both ways.



DID YOU KNOW?

- Children are small and can be hard to see.
- It takes longer to stop a car than you think—especially at higher speeds.
- School zones are active during: morning arrival, lunch, and dismissal. Always watch for children!



NEAR CROSSWALKS



STOP for pedestrians in crosswalks. It's the law.



Look for people waiting to cross.



Be patient and wait for the crossing guard/everyone to be 100% off the road.



Your careful driving sets a great example for kids!



THANK YOU!

Your attention and care help keep our school community safe. Together, we can make every trip to and from school a safe one!



Drive safely. Be patient. Watch for kids. We're all in this together!



★ BE A SAFETY SUPERSTAR! ★

⇒ ABOUT ME ⇐



Hi! I'm Jessica!
I love being your crossing guard because I get to help keep you safe every day. I believe that when we look out for each other, follow the rules, and make smart choices, we can all stay safe and have a great day!

Thank you for being awesome!



⇒ MY MISSION ⇐

To empower children with the knowledge, confidence, and tools they need to make safe choices and look out for one another. Together, we can create safer streets, schools, and communities for all! I also educate parents and caregivers about school zone safety so we can work together to make our crosswalks safe for every child.

CONNECT WITH ME




www.TheCalvertCrossingGuard.ca



TheCalvertCrossingGuard@gmail.com



Thank you for being part of this important journey. You are making a difference—one safe choice at a time! Keep shining and keep being a Safety Superstar!



Stay safe. Be kind. Look out for each other.

